

For 50 years we have been passionately dedicating ourselves to producing planetary gears and wheel gears made entirely in Italy. Reggiana Riduttori is a member of Interpump Group.

IMS

MARINE SOLUTIONS



D

PLANETARY DRIVES FOR THE MARINE INDUSTRY

With 50 years of engineering experience, Reggiana Riduttori is one of the world's leading companies **in the design and manufacture of gearboxes for a wide variety of power transmission applications in the marine industry.**

To ensure that the highest standards in engineering, quality and production are always met, our product are 100% manufactured in our headquarters in Italy.

Durability, reliability and strenght are the leading values that drive RR team while designing and manufacturing units for port cranes, off-shore cranes, material handling, boat thrusters and deck materials installations.

Con 50 anni di esperienza ingegneristica, Reggiana Riduttori è uno dei leader mondiali nella progettazione e produzione di trasmissioni di potenza che trovano ampia applicazione nel settore marino e offshore.

Per assicurare che i più alti standard ingegneristici, produttivi e qualitativi siano sempre garantiti, i nostri prodotti sono interamente lavorati nei nostri stabilimenti di San Polo d'Enza (RE).

Resistenza, durevolezza e affidabilità sono le caratteristiche su cui ci siamo orientati per la progettazione e produzione di riduttori per **argani, gru portuali, verricelli, piattaforme off-shore, movimentazione materiali, propulsori e carico scarico merci.**



READY TO RUN ELECTRIC

Edrives

DNV GL TYPE APPROVAL
CERTIFICATION

100% MANUFACTURED
IN ITALY

RELIABILITY AND DURABILITY



C

COMPLETE RANGE
UP TO 10.000.000 NM

Pg

4



PLANETARY

2000 SERIES | PLUS SERIES

Modular
planetary
reduction gears

T2max Nm=1.200-10.000.000
Ratio=3,4-5061

WHEEL & TRACK GEARS




RRWD | RRTD

Compact wheel & track drives with
single, double or triple stage.
For hydraulic or electric traction.

T2max Nm=1.000-50.000
Ratio=5-179

SLEWING & WINCH



SLEWING SERIES

Gearboxes for slewing.

T2max Nm=8.500-560.000
Ratio=11,26-1341,62

W SERIES

Winch drives.

T2max Nm=10.000-1.100.000
Ratio=12-860

HELICAL & COMBINED

Helical & bevel helical gearboxes

T2nom Nm=2.400-130.200
Helical Ratio =1,11-520,70
Bevel helical Ratio =4,91-406,89

Combined gearboxes

T2max Nm=390.000-4.300.000
Rapporti=90-600

V SERIES - Combined planetary and worm speed gearboxes

T2max Nm=1.200-26.500
Ratio=324-2.765

In collaborazione con

TRANSTECNO
the modular gearmotor



DEDICATED HOISTING
AND SWING DRIVES

MODEL	T _{2,FEM} [Nm]	RATIO	MIN INNER DRUM DIAMETER [MM]	WEIGHT kg
AR300	1,680	609	190	30
AR800 D	4,800	22 ÷ 53	220	60
AR1000 D	4,950	23 ÷ 40	220	57
AR1700 T	11,000	64 ÷ 179	280	115
AR2400 T	15,220	61 ÷ 166	300	150
AR3600 T	24,860	67 ÷ 161	320	140
AR5000 T	28,400	73 ÷ 146	350	178

MODEL	T _{2,FEM} [Nm]	RATIO	MIN INNER DRUM DIAMETER [MM]	WEIGHT kg
RR510 W	5,200	12 ÷ 1786	246	53 - 61
RR810 W	9,700	12 ÷ 1904	300	97 - 105
RR1010 W	14,400	13 ÷ 1736	325	110 - 119
RR1700 W	22,400	13 ÷ 1764	345	137 - 157
RR2500 W	29,600	14 ÷ 1825	370	195 - 219
RR3200 W	44,700	15 ÷ 1565	410	245 - 285
RR5200 W	64,700	15 ÷ 1439	470	345 - 377
RR6500 W	82,800	16 ÷ 1512	550	510 - 554
RR10000 W	117,600	16 ÷ 1203	580	730 - 794
RR15000 W	172,500	16 ÷ 1203	645	980 - 1044
RR20000 W	244,600	16 ÷ 1378	750	1350 - 1468
RR25000 W	331,500	16 ÷ 1068	850	1840 - 2030
RR15000 M4 W	172,500	131 ÷ 353	645	1199
RR20000 M4 W	244,600	135 ÷ 329	750	1511
RR25000 M4 W	331,500	141 ÷ 349	850	2041


MODEL	T _{2,FEM} [Nm]	RATIO	PINION MODULE	MAX RADIAL LOAD [N]
RR 210	Available on request			
RR510	5,300	11 ÷ 255	8 ÷ 10	194,800
RR710	6,600	13 ÷ 262	8 ÷ 10	194,800
RR810	11,000	13 ÷ 271	10 ÷ 12	300,000
RR1010	17,000	13 ÷ 2073	10 ÷ 12	300,000
RR1700	22,000	13 ÷ 2213	12 ÷ 16	547,000
RR2500	35,000	16 ÷ 2495	14 ÷ 18	608,100
RR3200	47,000	16 ÷ 2031	14 ÷ 18	608,100
RR4000	57,000	16 ÷ 1910	16 ÷ 20	888,100
RR5200	67,000	16 ÷ 1803	18 ÷ 20	1.045.000
RR6500	86,000	65 ÷ 2064	18 ÷ 22	1.162.100
RR8000	102,000	68 ÷ 1695	20 ÷ 24	1.251.600
RR10000	121,000	68 ÷ 1695	20 ÷ 24	1.251.600
RR15000	179,000	68 ÷ 1511	22 ÷ 26	1.496.200
RR20000	255,000	69 ÷ 1730	24 ÷ 30	1.702.700
RR25000	346,000	73 ÷ 1342	24 ÷ 30	1.864.000



A


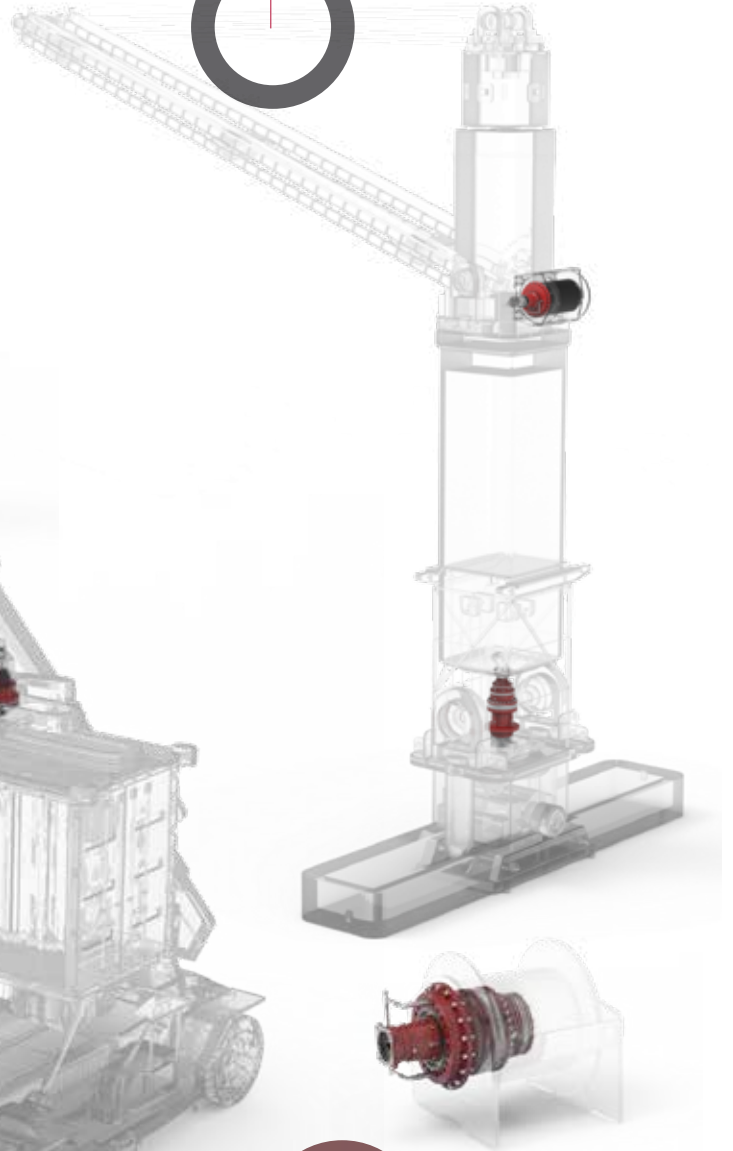

APPLICATIONS

CAPSTANS



OFFSHORE & DECK


CRANES



WINCHES




THRUSTERS



CONTAINER

REACH STACKER





Global Sales Network



- Branch
- Master Distributor



www.reggianariduttori.com
info@reggianariduttori.com



Headquarter

Via Martiri di Marzabotto 7
42020 S.Polo D'Enza (RE)
Reggio Emilia, Italy
REGGIANARIDUTTORI.COM

Ph. +39 0522 259111
Fax +39 0522 874321
info@reggianariduttori.com
PEC: reggianariduttori@legalmail.it



A member of

